

# Safe Operating Procedure



## PPE Required



## TA6 Dump Truck



### General Safety Instructions

- Complete pre-start checklist
- Read Manufacturers Operation Manual ([www.flexihire.com.au](http://www.flexihire.com.au))
- Report any faults or damage to Flexihire 1300FLEXIHIRE
- Do not wear loose clothing or jewellery
- Do not operate equipment near pedestrians or people
- Do not operate without the appropriate PPE as detailed
- Do not operate equipment under the influence of drugs or alcohol


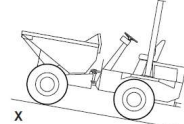
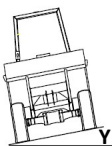
### General Engine Safety

- **Refuelling** – Do not smoke, or introduce ignition source, always turn engine off and allow engine to cool first, relieve fuel pressure by loosening cap slowly, wipe clean any fuel spills prior to re-start, If fuel spilled on clothes change clothes, ensure cap is replaced & store fuel vessel away from work area
- Do not breathe fuel vapour & replace cap securely after fuelling
- Do not operate engine without adequate ventilation
- Beware of hot surfaces on engine & other parts

### Risk Assessment

- Assess the immediate work area for any hazards
- Control or eliminate all the risks associated with the hazards
- Hazards to check for that may require risk control-
  - ☐ Overhead power lines
  - ☐ Digging
  - ☐ Confined space
  - ☐ Traffic & moving machinery
  - ☐ Stored energy – air, hydraulic, electricity, pressure
  - ☐ Working at height
  - ☐ Falling objects
  - ☐ High Voltage
  - ☐ Any stored energy

### Operating Safety Instructions

Only authorised persons to operate machine	When ascending or descending a gradient, the skip MUST ALWAYS face the top of the incline. Always drive up and reverse down inclines. 
Do not drive under the influence of alcohol, drugs, if tired or fatigued	
Before operating machine, ensure operator has had training	
Perform a vehicle pre start check prior to each task	
Make sure all guards or ROPS (roll bar) are in place before using machine	Do not drive on gradients that exceed 25% or 14° (X) 
Ensure you always maintain 3 points of contact climbing in and out of cab and avoid climbing in the tray	
Always wear the seat belt when driving	
Do not operate anywhere near pedestrians	
Check behind vehicle before reversing and always ensure the reversing alarm is working	Do not drive across a slope, that exceed a maximum gradient of 25% or 14° (Y) 
Do not operate the machine in areas where there is a risk of injury from falling objects	
Make sure there is adequate ventilation around the machine	
Never operate or start the machine from outside the cab or seat	
Operator must get off machine when loading the dumper skip. Ensure park brake is on and stand clear when dumper is loaded.	Do not operate the machine in areas where there is a risk of injury from falling objects Do not carry passengers Harsh braking may cause loads to move Slow down for cornering to avoid possibility of a roll over Park machine on firm, level ground. Never overload the machine. Check the compliance plate for load capacity.
Do not overload the vehicle – check the maximum carrying capacity	
When manoeuvring or driving machine with the skip raised take extreme care as forward visibility will be restricted	
Prior to tipping <ul style="list-style-type: none"><li>• Check for overhead power lines</li><li>• Ensure no one is anywhere near the rear of the tipper</li><li>• Only tip if the truck is level</li><li>• Ensure hand brake is secure &amp; gearbox in neutral</li></ul>	
Do not work under a raised skip unless the props/supports are fitted and locked in position	
Ensure the park brake is secure before leaving the cabin	